
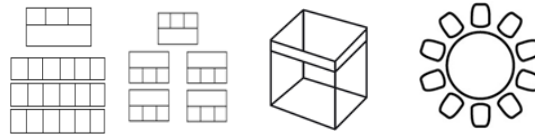


Venue Dimensions and Capacities Information

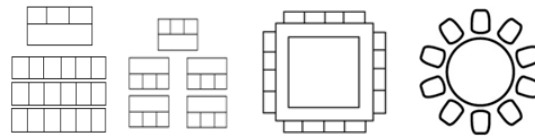


EXHIBITION / MEETING FACILITIES

Optimum capacities in various formats and venue specifications



Venue	Usable Area m ²	Approx. Venue Dimension L x W x H m	Theatre	Classroom	3 m x 3 m Exhibit Stand	Banquet a table of 10	Max. Freight Entrance Dimension W x H m	Floor Loading Limit ton/ m ²
Hall 2AB	3,706	51 x 73 x 8.5	-	-	168	-	7 x 4.3	1.2
Hall 2A	1,825	51 x 36 x 8.5	1,425	-	90	-	7 x 4.3	1.2
Hall 2B	1,881	51 x 37 x 8.5	1,425	-	78	-	7 x 4.3	1.2
Hall 4ABC	20,095	94 x 215 x 8.5	-	-	1,067	-	10 x 3.8	1.2
Hall 4A	6,550	94 x 70 x 8.5	4,800	-	355	-	10 x 3.8	1.2
Hall 4B	6,790	94 x 73 x 8.5	4,800	-	356	-	10 x 3.8	1.2
Hall 4C	6,755	94 x 72 x 8.5	4,800	-	356	-	10 x 3.8	1.2



Venue	Usable Area m ²	Approx. Venue Dimension L x W x H m	Theatre	Classroom	Boardroom	Banquet a table of 10	Max. Freight Entrance Dimension W x H m	Floor Loading Limit ton/ m ²
Convention Hall	1,700	33 x 52 x 8.5	1,700	936	222	1,040	2 x 2.8	0.5
Convention Hall A	850	33 x 26 x 8.5	850	432	138	480	2 x 2.8	0.5
Convention Hall B	850	33 x 26 x 8.5	850	432	138	480	2 x 2.8	0.5
Convention Hall Foyer	812	58 x 14 x 8.5	-	-	-	-	2 x 2.8	0.5
Meeting Room 201	234	13 x 18 x 8.5	230	100	54	120	2 x 2.8	0.5
Meeting Room 202	234	13 x 18 x 8.5	230	100	54	120	2 x 2.8	0.5
Meeting Room 201-202	468	13 x 36 x 8.5	460	200	120	270	2 x 2.8	0.5
Meeting Room 203	156	17 x 9.2 x 4.2	150	72	48	80	1.6 x 2.8	0.5
Meeting Room 204	110	12 x 9.2 x 4.2	105	36	30	60	1.6 x 2.8	0.5
Meeting Room 205	175	19 x 9.2 x 4.2	180	81	54	80	1.6 x 2.8	0.5
Meeting Room 204-205	285	31 x 9.2 x 4.2	285	144	90	160	1.6 x 2.8	0.5
Meeting Room 501	132	12 x 11 x 4.2	144	54	36	60	1.6 x 2.8	0.5
Meeting Room 502	132	12 x 11 x 4.2	144	54	36	60	1.6 x 2.8	0.5
Meeting Room 503	132	12 x 11 x 4.2	144	54	36	60	1.6 x 2.8	0.5
Meeting Room 504	132	12 x 11 x 4.2	144	54	36	60	1.6 x 2.8	0.5
Meeting Room 501-504	528	12 x 44 x 4.2	540	240	138	330	1.6 x 2.8	0.5
Meeting Room 505	110	10 x 11 x 4.2	120	36	30	40	1.6 x 2.8	0.5
Meeting Room 506	110	10 x 11 x 4.2	120	36	30	40	1.6 x 2.8	0.5
Meeting Room 507	110	10 x 11 x 4.2	120	36	30	40	1.6 x 2.8	0.5
Meeting Room 508	110	10 x 11 x 4.2	120	36	30	40	1.6 x 2.8	0.5
Meeting Room 505-508	440	10 x 44 x 4.2	450	189	132	220	1.6 x 2.8	0.5
Meeting Room 509	52	6.5 x 8 x 4.2	54	18	12	20	1.6 x 2.8	0.5
Meeting Room 510	52	6.5 x 8 x 4.2	54	18	12	20	1.6 x 2.8	0.5
Meeting Room 511	52	6.5 x 8 x 4.2	54	18	12	20	1.6 x 2.8	0.5
Meeting Room 509-511	156	6.5 x 24 x 4.2	162	72	54	60	1.6 x 2.8	0.5
Meeting Room 512	72	9 x 8 x 4.2	78	27	18	40	1.6 x 2.8	0.5
VIP Room 1	180	15 x 12 x 4.5	-	-	-	-	1.35 x 2.9	0.5

GENERAL SPECIFICATIONS FOR EXHIBITION / MEETING VENUES

Venue	Usable Area m ²	Ceiling Height m	Floor Loading Limit ton / m ²
Entrance Lobby	1,230	4.4	0.5
Convention Hall Concourse	1,455	4.4	0.5
Hall 2 Concourse	1,563	4.4	0.5
Hall 4 Concourse	3,840	8.5	0.5

MATERIAL / FREIGHT HANDLING FACILITIES SERVING EXHIBITION HALLS, CONVENTION HALLS AND MEETING ROOMS

Lift	Stop on Floor	Capacity ton	Door Dimension W x H m	Internal Dimension W x D x H m
PS-01	B1, L2, L3, L4	4.5	2 x 2.4	2.3 x 3.7 x 3.2
PS-02	B1, L2, L3, L4	4.5	2 x 2.4	2.3 x 3.7 x 3.2
PS-03	B1, L2, L4	9	2.5 x 3.2	3 x 4.7 x 4
PS-04	B1, L2, L4	9	2.5 x 3.2	3 x 4.7 x 4
PS-05	B1, L2, L4	4.5	2 x 2.4	2.3 x 3.7 x 3.2
PS-06	B1, L2, L4	4.5	2 x 2.4	2.3 x 3.7 x 3.2
PS-07	B1, L2, L3, L4	9	2.5 x 3.2	3 x 4.7 x 4
PS-08	B2, B1, L2, L4	4.5	2 x 2.4	2.3 x 3.7 x 3.2
PS-09	B2, B1, L2, L4	4.5	2 x 2.4	2.3 x 3.7 x 3.2
PS-30	L3, L4, L5	1.35	1.3 x 2.4	1.4 x 2 x 2.8
PS-35	L2, L3, L4, L5	1.35	1.3 x 2.4	1.4 x 2 x 2.8

B1 Loading Dock Dimension (W x H): 125 m x 3.8 m

B1 Loading Area Capacity: 55 Trucks (11m), 59 Trucks (8m), 13 Vans (5m)

B1 Marshalling Area Capacity: 48 Trucks (11m) or 64 Trucks (8m)

B1 Marshalling Area Entrance Dimension (W x H): 3.5 m x 3.8 m

L4 Loading Area Capacity: 22 Trucks (11m)

Vehicle Ramp Dimension (W x H): 7 m x 3.8 m

Car Parking: More than 3,500 car parking spaces available within the complex

F&B OUTLETS

Venue	Capacity seat	Floor Area m ²
Café TWO A	32	33
Café FOUR A	200	196
Café FOUR C	100	230
L4 EXPO Restaurant	350	665



Shenyang New World EXPO
2A-2 EXPO Road, Heping District, Shenyang, China
Tel: (86) 24 3161 9900 Fax: (86) 24 3161 9800
info@shenyangnwexpo.com | www.shenyangnwexpo.com